



## Congratulations!

We hope you will enjoy your new jSAX as much as we've enjoyed developing it. The jSAX can help you learn some essential skills for playing the traditional saxophone as well as give you a taste of the fun that goes with playing the sax.

## Music

Your jSAX follows some traditional fingering patterns for the saxophone and is tuned in the key of C. This means you can play along with any music for instruments tuned in C which includes recorder, TOOT, DOOD, Clarinéo, flute, guitar or piano. You can go to [www.nuvo-windstars.com](http://www.nuvo-windstars.com) to find lots of free downloads of fun music and backing tracks.

The note range of the jSAX is from middle C to G one octave higher (see fingering chart). To get the second octave simply rock your thumb to open up the small vent hole on the left hand thumb rest. This is a similar action to pressing the thumb key on a traditional sax.

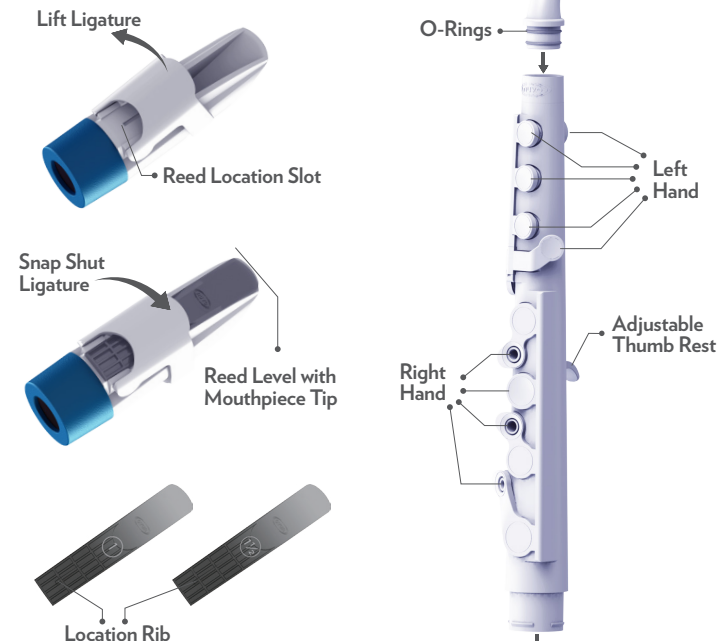
## Reeds

Your jSAX uses Nuvo synthetic reeds that are available in 3 strengths. The kit includes No. 1½ and 2 which are good for getting started. Later you may want to try a cane reed. You should ask for an Eb clarinet reed at your local music store.

Note: Nuvo reeds are much more durable than cane reeds but you still need to take good care of them. If the tip is bent or damaged even slightly, it will not play.

## Setting up your jSAX

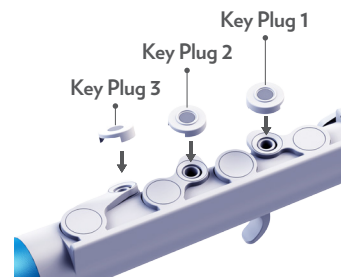
First assemble your reed onto the mouthpiece. Lift the ligature, position the reed and click the ligature shut as shown. The rib on the reed will help you to locate it correctly with the tip perfectly level with the tip of the mouthpiece.



Now assemble the neck, mouthpiece and bell as indicated in the following diagram. Take care to make sure the 4 o-rings on the neck do not get displaced during assembly. It will help to add a little grease.

## Training Wheels!

If you are finding it difficult to cover the tone holes or reach the pinky key, you may like to try out the Key Plugs. Like training wheels on a bicycle, these will help you to get started and when you feel ready you can take them off which will open up more notes.



## Straighten your jSAX

The standard jSAX comes with the familiar curved form of the saxophone. This is very suitable for children from 4 to 14 years but if you are an adult you may find it more comfortable to straighten your jSAX. Ask your local dealer for the 'Straighten Your jSAX Kit' which includes a straight neck and bell. These will both fit in your case in place of the curved ones.



## Playing your jSAX

The Nuvo jSAX method book is coming soon. In the meantime, you can refer to any books or videos for beginner saxophone to help you produce your first note. Use the fingering chart overleaf to determine which note will be played. Any saxophone teacher will be able to help you.

## Teachers

If you're a saxophone teacher you will find the jSAX useful for introducing some basic sax concepts to younger students who wouldn't normally be ready to start. If you're a general music teacher you might like to consider starting a Nuvo WindStars band using jSAX, DOODs, TOOTs, Clarinéos and Flutes. All are pitched in C and can use the free music available on the WindStars website.

## Community

We would love to hear from you about your experiences playing your jSAX. Share with the Nuvo community online! Please post your YouTube videos and if you have some tunes you'd like to share at [www.nuvo-windstars.com](http://www.nuvo-windstars.com), please contact me directly.

## Cleaning and Care

Your jSAX is super-durable just like all Nuvo instruments and it loves to go camping, hiking, climbing and even swimming! Try to avoid sand but if it does get a little sandy you can give it a good bath in warm soapy water. Oh, you can even play it in the shower!

## KIO!

Finally, we encourage you to "Keep it Out!". Your jSAX will not easily get broken so it doesn't need to live in the case. Keeping it out gives you the chance to practice whenever the mood grabs you.

Happy honking and let us know how you get along with your jSAX.

[max@nuvo-instrumental.com](mailto:max@nuvo-instrumental.com)



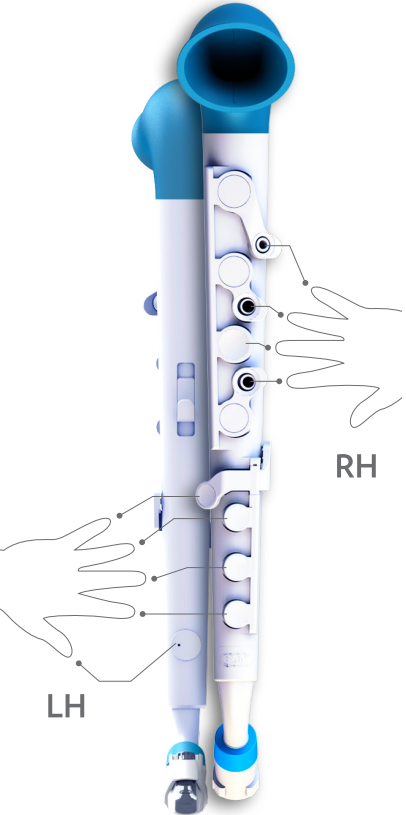
DUE TO SMALL PARTS, NOT SUITABLE FOR CHILDREN UNDER 36 MONTHS.

© 2016 NUVO Instrumental (Asia) Ltd. All rights reserved. Manufactured in China by NUVO Instrumental (Asia) Ltd. Hong Kong



# jSAX

## Fingering Chart




**Legend:**

- Fully Closed
- Half Open (with finger on the side of the key but not covering the hole)
- Open