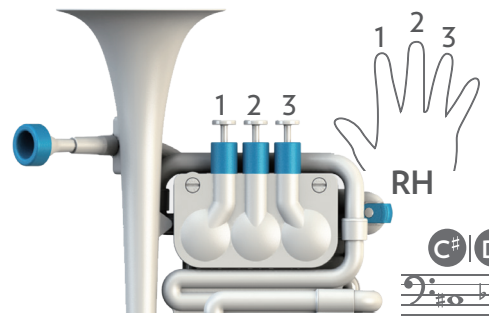


FINGER CHART IN TREBLE CLEF



The fingering is the same as a standard trumpet but your jHorn will sound one octave lower than the notes shown.



FINGER CHART IN BASS CLEF



Use this fingering chart with your jHorn configured for Bb tuning.



jHorn

The Design Challenge!


We set out to create our first “brass” instrument with some clear objectives. Like all Nuvo instruments, our primary objective was that it should be suitable for beginners in the Elementary/Junior classroom. We wanted it to perform at a level that inspires young beginners while also providing a fun practice instrument for amateur brass players.

For the classroom it needed to be practical – lightweight, durable and easy to maintain. It should also provide the opportunity for kids to explore different mouthpiece options to see whether they prefer low, middle or high brass.

Thank you for purchasing your jHorn and we hope you agree that we achieved our design objectives. As always, we love to hear from people all over the world using our instruments.

We present the jHorn!

Max Clissold,
Head of Design and CEO



FEATURES AND BENEFITS

ABS Resin Body

Lightweight, durable, easy to maintain and 100% waterproof. Very easy to clean.

Multi-cup Mouthpiece

Provides options for beginners to experiment with low, middle and high brass.

Compact "Huggable" Design

Easy for young beginners to "hug" the jHorn which stabilizes it against the body.

Light Touch Short Travel

Easy for small fingers which encourages longer practice sessions.

Silicone Water Valve

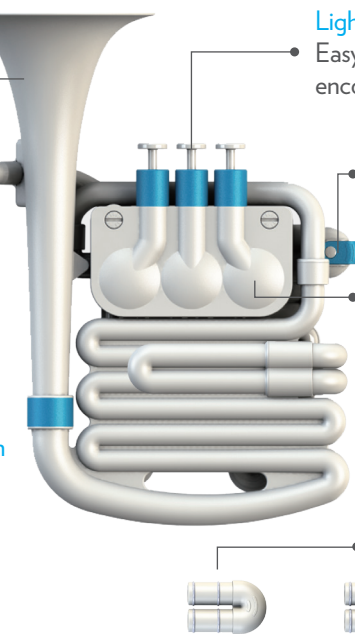
No spring, low maintenance, reliable design.

Rotary Face Valves

Low maintenance valve system.

B \flat and C Tuning

The jHorn includes tubes for tuning in B \flat or C which makes it ideal for the WindStars classroom curriculum as well as standard brass methods.



CLEANING AND MAINTENANCE

The jHorn is 100% waterproof and can be fully immersed in hot soapy water. For a thorough clean from time to time, you should remove the valves and flush water all the way through the instrument. Remove the valve cover by twisting the locks (1) and lifting the tab (2) as shown. Now click out the arms (3) and remove the springs (4) with a counter-clockwise twist – be careful not to lose them!! Now you can lift out the rollers taking care to line up the slot with the small pin in the axle. You can clean the white surface of the rollers with a soft damp cloth and flush out the whole instrument with warm soapy water. Make sure there is no debris on the valve faces before re-assembling. For a smooth easy action you can use some valve oil. You should also add some grease to all o-rings from time to time. Do not use grease on the valve faces and avoid contact with sharp objects.



WINDSTARS

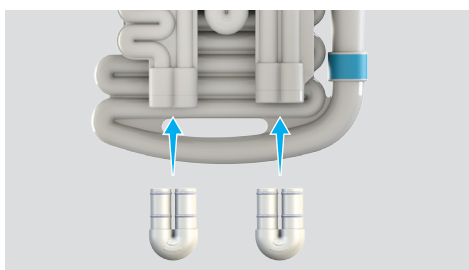
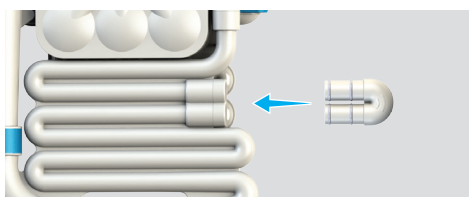
WindStars is our pre-band classroom curriculum that uses the jHorn as well as the jFlute, jSax and Clarinéo to introduce a fun instrumental ensemble experience at an early age. To use the jHorn in a WindStars program you will need to set it up to play in concert pitch (C). This means it will play the same notes as the other instruments which are also in C. Now all the instruments will match the piano. You can download a lot of free music from our WindStars website - www.nuvo-windstars.com. The WindStars books can be purchased from music dealers in the USA, Canada, UK, Australia, Hong Kong and New Zealand. Translations to other languages coming soon!



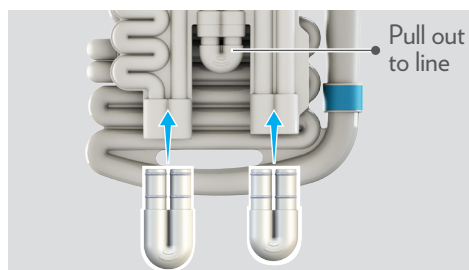
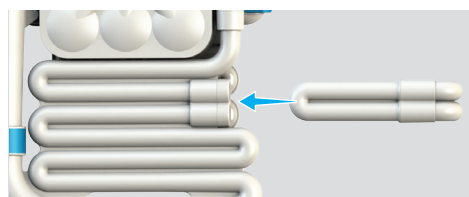
TUNING

Many traditional brass instruments are tuned in B \flat including trumpet, baritone horn and Euphonium. Your jHorn is set up in B \flat but we have included a set of C tubes that you can use to set your jHorn in concert pitch. This makes it perfectly suited for WindStars programs in the Elementary/Junior classroom.

C CONFIGURATION

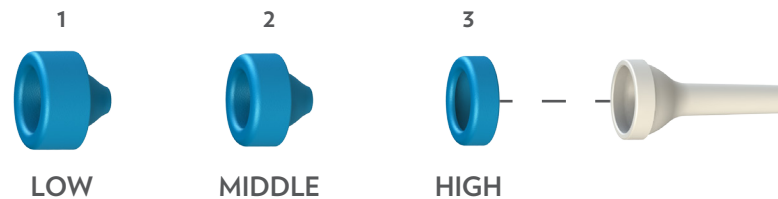


B \flat CONFIGURATION



MOUTHPIECE

The jHorn has a unique mouthpiece which enables you to try out a low, medium or high brass set up to see which one most suits you. The silicone rim and cup can be assembled to the mouthpiece body and the cups are numbered as shown. You may also try standard mouthpieces such as trumpet, alto horn and small bore trombone.



LEARNING WITH THE jHORN

Your jHorn can be used to learn important skills that are applicable to all brass instruments that you might one day play in the band - even the B \flat tuba! The fingering is the same and the method of note production is the same. Any brass teacher will be able to offer you lessons and method books for trumpet, baritone horn or euphonium are suitable. There are also many brass teaching videos on YouTube that will be useful.

CASE AND KIO!

The jHorn comes with a stylish case that can be worn on your back or side as shown. However, as with all Nuvo instruments we encourage you to KIO (Keep It Out!). Having your jHorn on hand at all times will encourage more practice and even spontaneous performances. Don't worry it shouldn't get damaged unless the dog gets it!



DUE TO SMALL PARTS, NOT SUITABLE FOR CHILDREN UNDER 36 MONTHS.

2019 NUVO Instrumental (Asia) Ltd. All rights reserved. Manufactured in China by NUVO Instrumental (Asia) Ltd. Hong Kong

PATENT PENDING